



**COMMUNITY  
SERVICES**  
PALM  
BEACH  
COUNTY

**HELPING PEOPLE BUILD BETTER COMMUNITIES**



# 2024 Point-in-Time Count

Homeless & Housing Alliance  
Palm Beach County Community Services



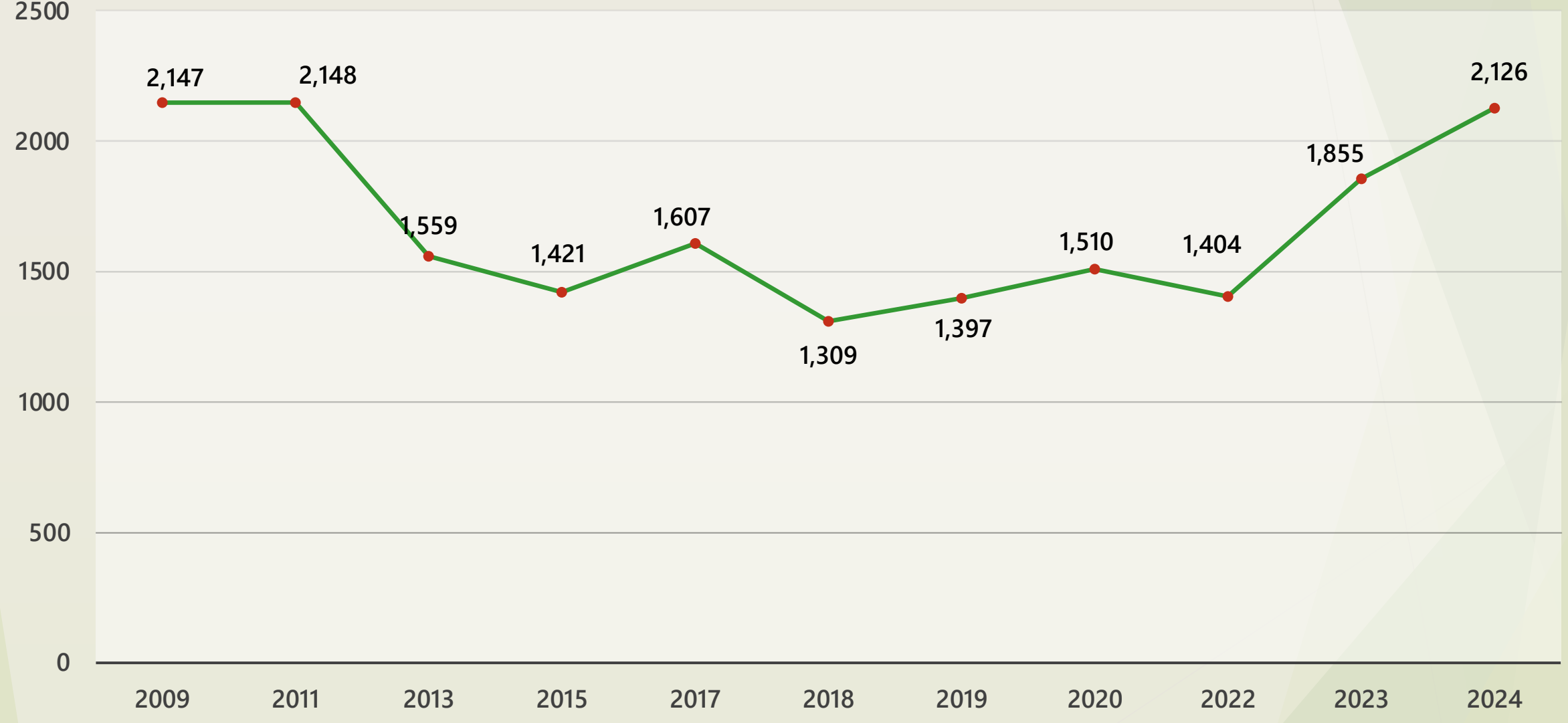
# Point-in-Time & Housing Inventory Count



- ❑ The *Point-In-Time (PIT)* Count is a count of sheltered and unsheltered people experiencing homelessness on a single night in January.
  - ❑ Unsheltered individuals are recorded homeless if they were surveyed during the 24 hour PIT count timeframe.
    - ❑ Two types of surveys were used for the PIT Count: Observed and Interviewed.
      - ❑ *Observed* : Any individual who declined an interviewed survey, and was determined by the surveyor to be “definitely” homeless.
      - ❑ *Interviewed* : Individuals who agreed to answer an array of questions about their current homeless situation.
- ❑ Department of Housing and Urban Development (HUD) requires that Continuums of Care (CoC) conduct an annual count of people experiencing homelessness who are sheltered in emergency shelters, transitional housing, and safe havens on a single night.
- ❑ The Housing Inventory Count (HIC) is a point-in-time inventory of provider programs within a CoC that provides beds and units dedicated to serving people experiencing homelessness; categorized by five program types: Emergency Shelter, Transitional Housing, Rapid Re-housing, Safe Haven, and Permanent Supportive Housing.
- ❑ Palm Beach County PIT Count took place from noon on Thursday, January 25<sup>th</sup>, 2024 to noon on Friday, January 26<sup>th</sup>, 2024.
- ❑ The CoC along with Palm Beach County employees and volunteers divided into groups to cover all of PBC (geographically) to count individuals experiencing homelessness within a 24-hour period.



# Number of Homeless during 24 Hour Point in Time Count



● # Homeless during 24 Hour Point in Time Count





# PIT – Sheltered Count 2024



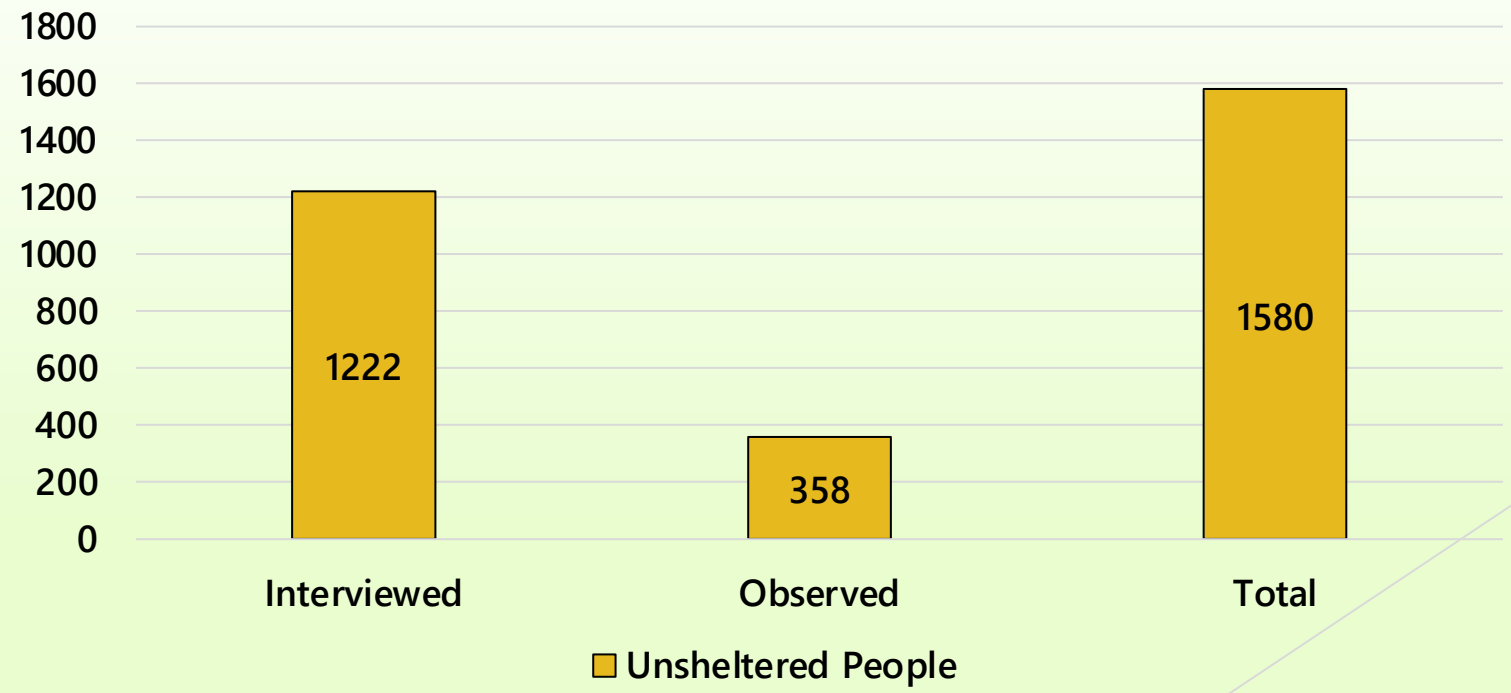
- ❑ 546 persons sheltered.
- ❑ 411 persons in Emergency Shelter.
- ❑ 135 persons in Transitional Housing.





# PIT – Unsheltered Count 2024

- 1,580 unsheltered individuals and families experiencing homelessness were counted during the 2024 PIT Count.
- 1222 Homeless interview surveys conducted.
- 358 Observation surveys were conducted.

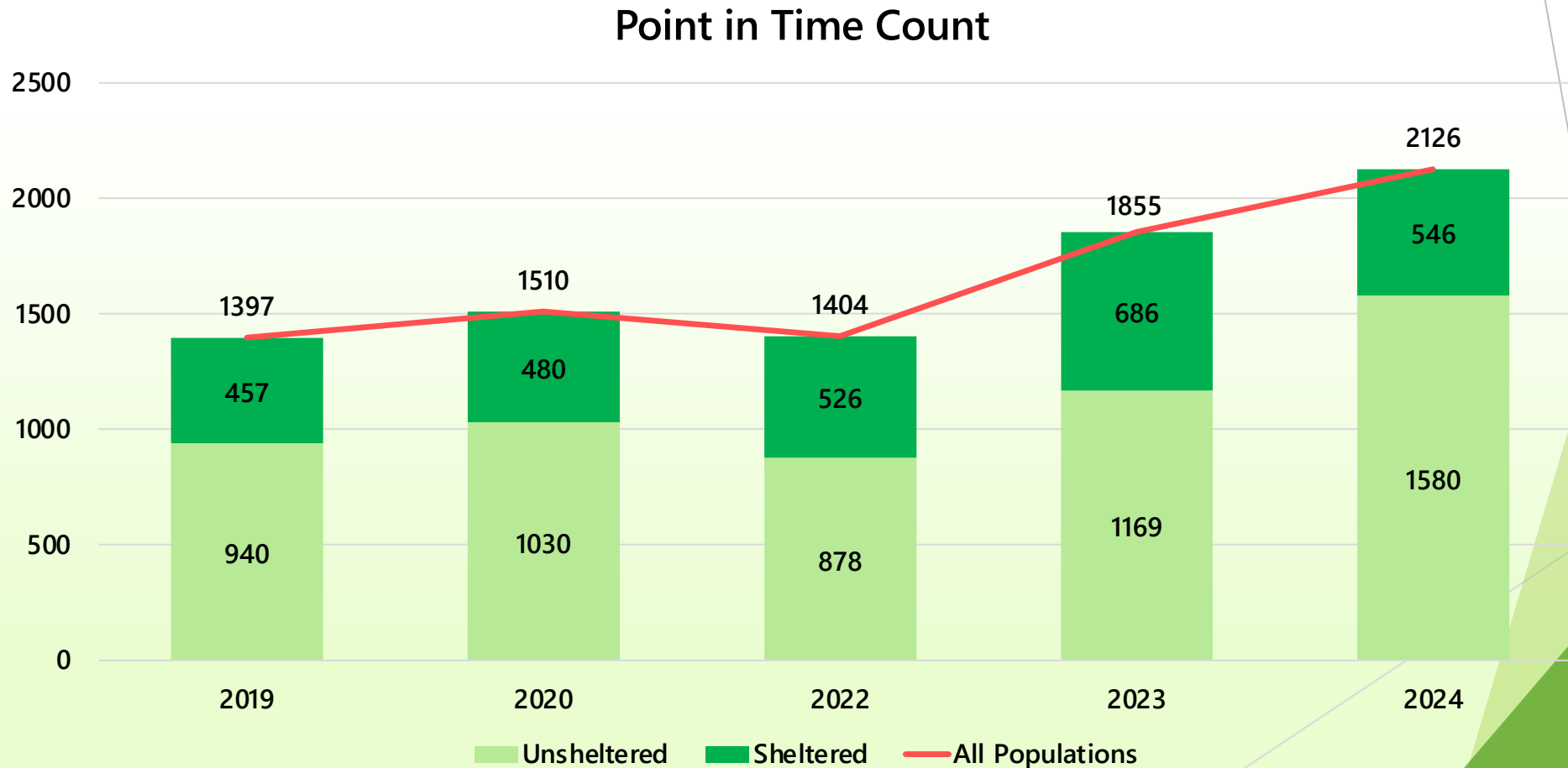




# PIT Count - Unsheltered vs Sheltered



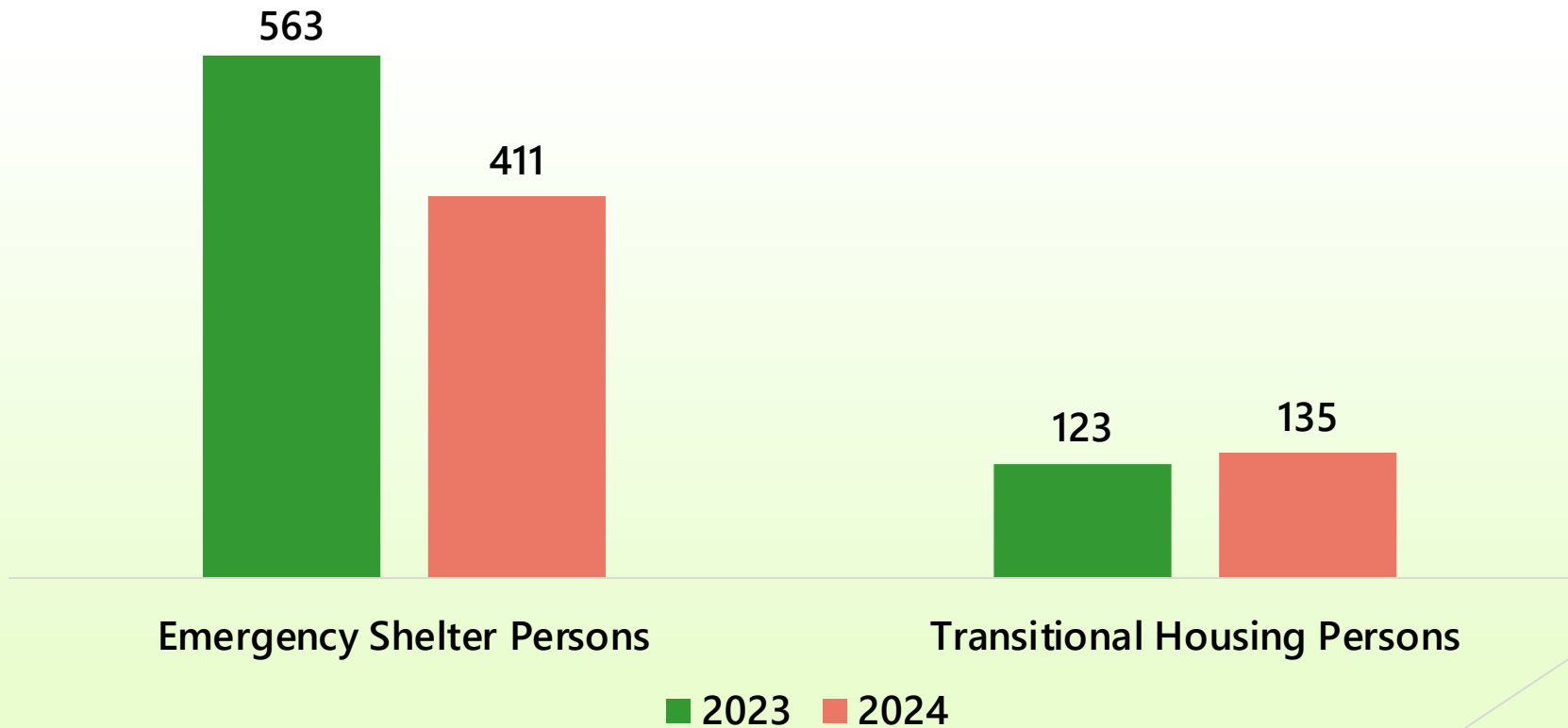
- The chart below shows how many "Unsheltered" and "Sheltered" individuals and families were counted during the past five PIT Counts.





# 2023 to 2024 Emergency Sheltered persons to Transitional Housing persons

- The charts below compare the amount of sheltered individuals and families in Emergency Shelter and Transitional Housing in 2023 vs. 2024.



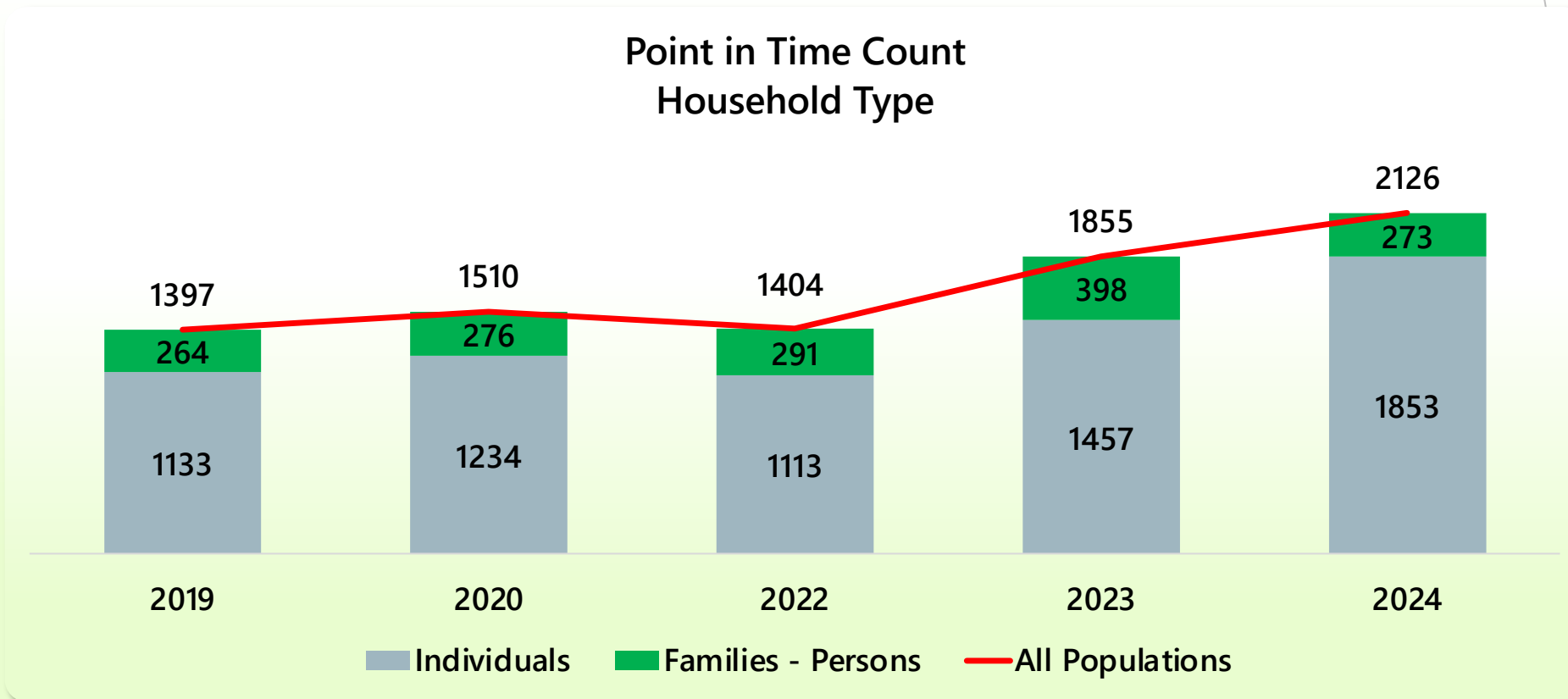




# 2024 PIT Count – Household Type



- ❑ The graph below shows how many “Individuals” and “Families” were surveyed in the last five PIT Counts.
- ❑ A few key notes from the data below:
  - ❑ Individuals increased by 396 persons from 2023 to 2024.
  - ❑ Families decreased by 125 persons from 2023 to 2024.
  - ❑ The overall PIT Count increased by 271 total persons from 2023 to 2024.

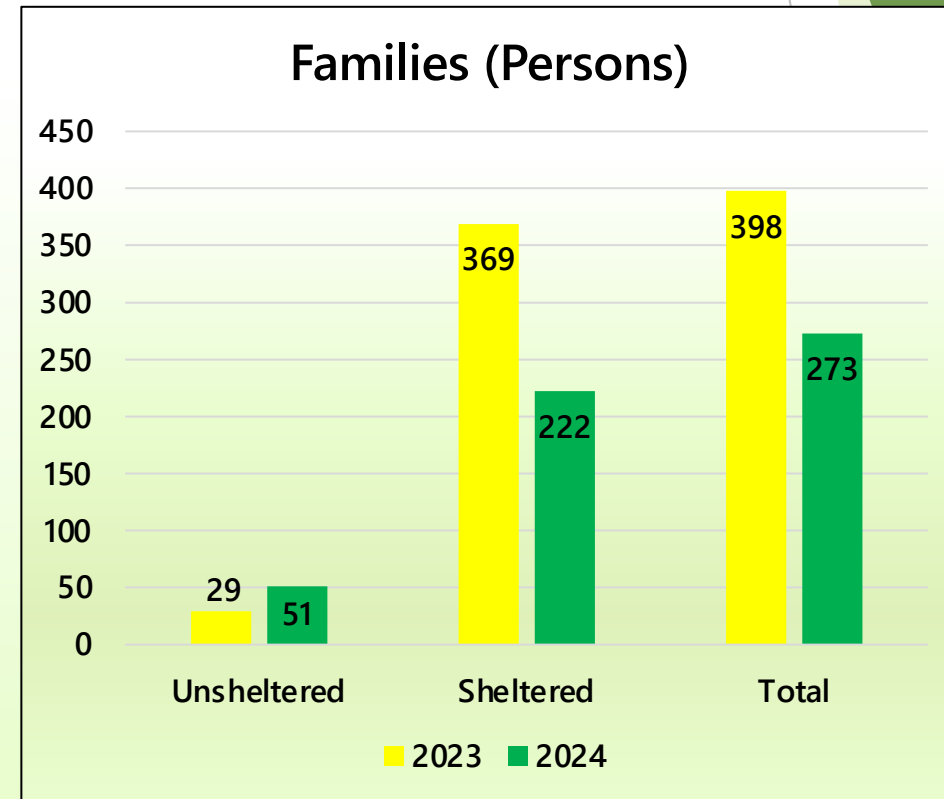
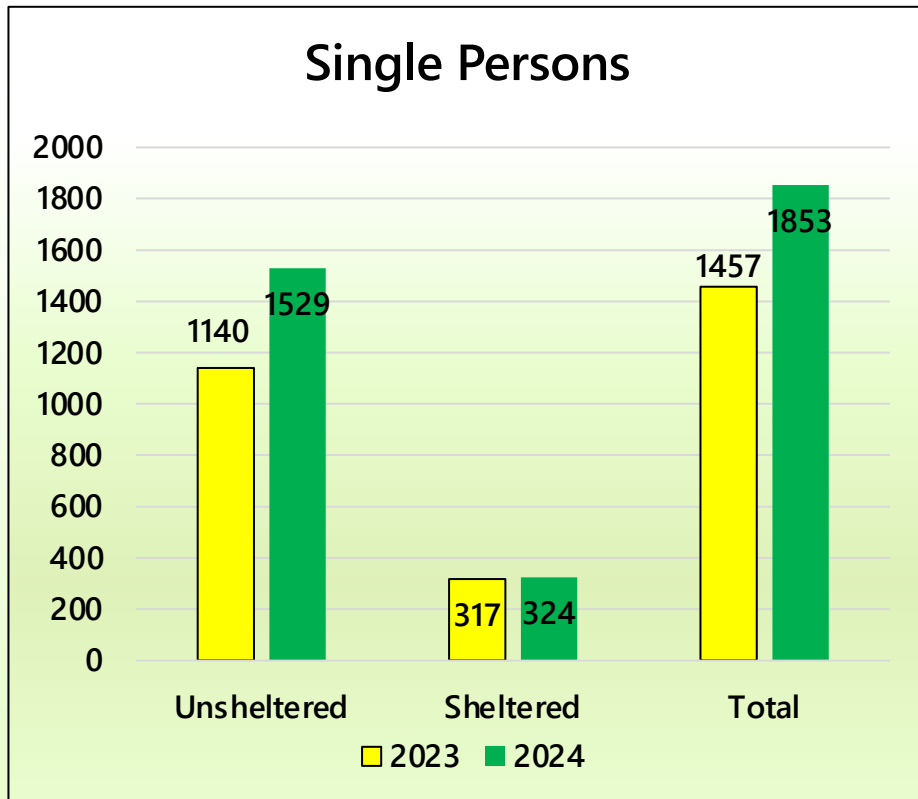




# 2023 and 2024 PIT Count of Individuals and Families



- The bar graphs below represent the total number of individuals and family persons categorized by unsheltered and sheltered that were counted during the 2023 and 2024 PIT Count.

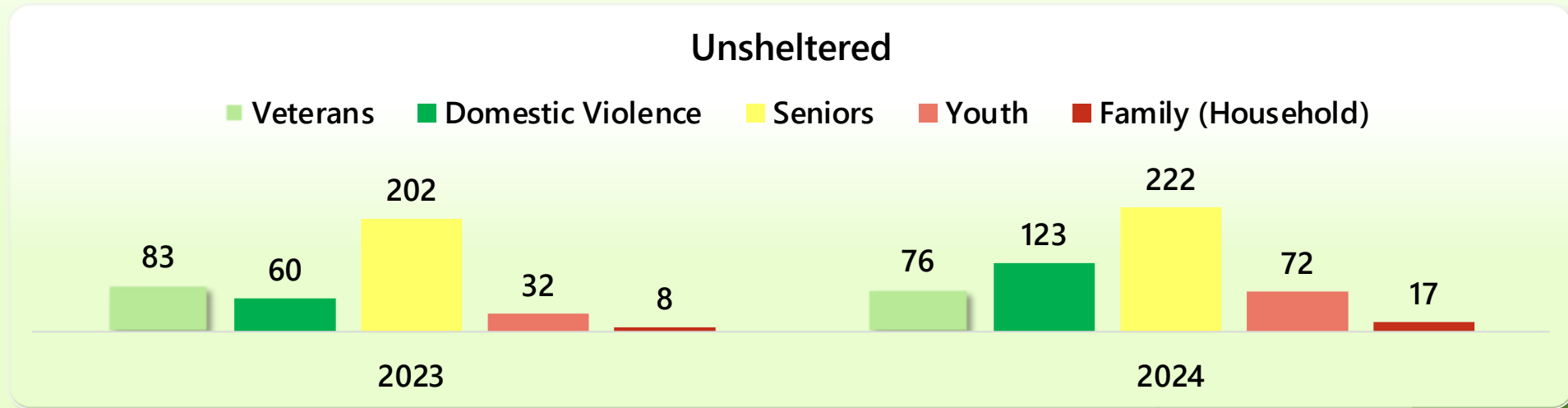
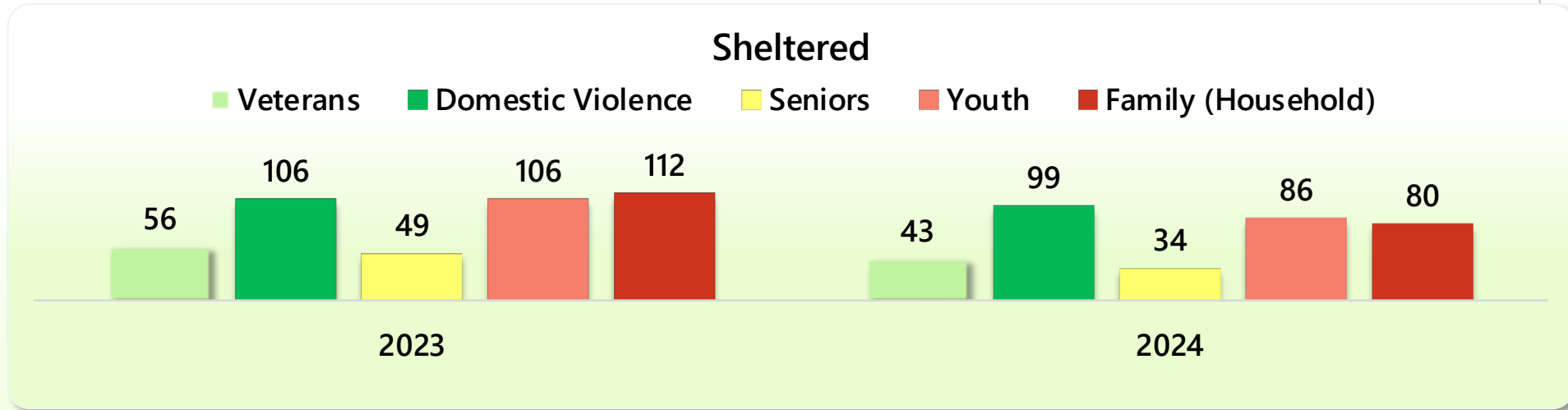




# 2023 to 2024 PIT Count – Subpopulations



- ❑ The graphs below show the subpopulations for both Sheltered and Unsheltered individuals and families in the 2023 and 2024 PIT Count.
- ❑ One subpopulation that saw a significant increase from 2023 to 2024 is Unsheltered Youth numbers, which rose from 32 persons to 72 persons.






# Palm Beach County 2024 Point-in-Time Unsheltered Count

District 1 Maria G. Marino	72
District 2 Gregg K. Weiss	251
District 3 Michael A. Barnett	98
District 4 Marci Woodward	132
District 5 Maria Sachs	20
District 6 Sara Baxter	225
District 7 Mack Bernard	782



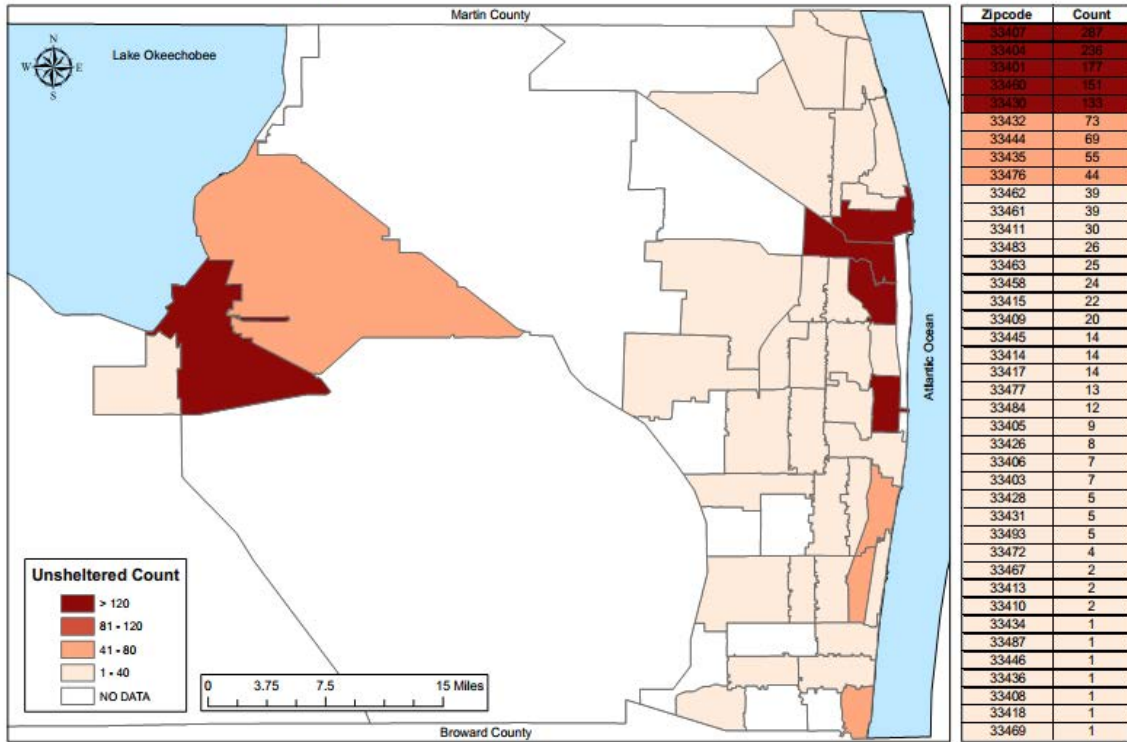
Cartographer Name: Stessy Cocerez, Program Evaluator, Palm Beach County Community Services Department  
Date Map Created: February 6, 2024  
Map Data Collected On: January 25-26, 2024  
Data Source: Human Resources Division, CSD, Point-in-Time Data (collected through ES&R Survey123)



- ❑ The highest number of unsheltered individuals and families were counted in District 7 with a count of 782.
- ❑ District 2 had the second highest number with an unsheltered count of 251.
- ❑ District 6 had the third-highest number with an unsheltered count of 225.
- ❑ Less than 135 individuals were counted in the remaining districts.



## Palm Beach County 2024 Point-in-Time Unsheltered Count by Zipcode



Cartographer Name: Stessy Cocerez, Program Evaluator, Palm Beach County Community Services Department  
 Date Map Created: February 6, 2024  
 Map Data Collected On: January 25-26, 2024  
 Data Source: Human Resources Division, CSD, Point-in-Time Data (collected through ESRI Survey123)



□ The greatest number of homeless individuals and families were counted in the Riviera Beach, West Palm Beach, and Belle Glade areas.

□ Delray Beach and Lake Worth Beach areas had the third and fourth-highest number of unsheltered homeless individuals and families.